

# PHARMACOECONOMIC ASSESSMENT OF PATIENTS SWITCHING TO SUCROFERRIC OXYHYDROXIDE FROM SEVELAMER CARBONATE IN PATIENTS ON HEMODIALYSIS IN SEVEN EUROPEAN COUNTRIES

Connolly M<sup>1</sup>, Kotsopoulos N<sup>1</sup>, Vrouchou P<sup>2</sup>, Walpen S<sup>3</sup>

1. Global Market Access Solutions, Saint-Prex, Switzerland,

2. Vifor Pharma, Glattbrugg, Switzerland

3. Vifor Fresenius Medical Care Renal Pharma, Glattbrugg, Switzerland

## Background

- The majority of patients with late-stage chronic kidney disease (CKD) who are on hemodialysis (HD) develop hyperphosphatemia and require oral phosphate binders to reduce the absorption of dietary phosphate.<sup>1,2</sup>
- Phosphate binders must be taken with every meal, often in conjunction with other medications or nutritional supplements, leading to a high pill burden (PB) for patients on dialysis.<sup>3</sup>
- Sucroferric oxyhydroxide (SFOH) is a non-calcium, iron-based phosphate binder indicated for the control of serum phosphorus (sPhos) levels in adult CKD patients on HD or peritoneal dialysis (PD).
- SFOH has demonstrated similar efficacy and tolerability to sevelamer carbonate (SEV), but with a lower PB, in Phase 3 studies.<sup>4,5</sup> Recent UK economic analyses of SFOH, alongside its clinical trials, showed that compared to SEV, SFOH appears to be cost-effective.<sup>6,7</sup>
- A more recent US retrospective database analysis, among in-center HD patients who switched from SEV to SFOH, showed, after three and six months: patients with in-range sPhos (3.5-5.5 mg/dl) increased in those who switched from SEV, while PB also decreased with SFOH suggesting lower cost per patient responding for SFOH.<sup>8</sup>

## Research Aim

- The objective of this study was to assess the 3-monthly and 6-monthly cost per responder for SFOH versus SEV in Austria, France, Germany, Italy, Spain, United Kingdom (UK), and Switzerland, using a retrospective, real-life data analysis.

## Methods & Data

- Response rates and PB were obtained from the retrospective real-life study which assessed changes in sPhos and PB in HD patients prescribed SFOH through a renal pharmacy service over three and six months as part of routine care.<sup>8</sup>
- Number needed to treat (NNT) to achieve in-range sPhos (3.5-5.5 mg/dl) were estimated based on the observed response rates (i.e., NNT = 1: proportion of patients with in-range sPhos) and subsequently, the 6-monthly costs per responder were calculated for SFOH and SEV.
- Drug acquisition costs per pill of SFOH and SEV were obtained from official list prices and were weighted for local market shares.
- Three and 6-monthly treatment costs were calculated based on the weighted drug acquisition costs per day and the observed, in the real-life study, daily PB.<sup>8</sup>
- Sensitivity analysis was conducted for the PB based on the minimum and maximum PB/day for SFOH and SEV ( $\pm 30\%$  and  $\pm 50\%$  for SFOH and SEV, respectively).

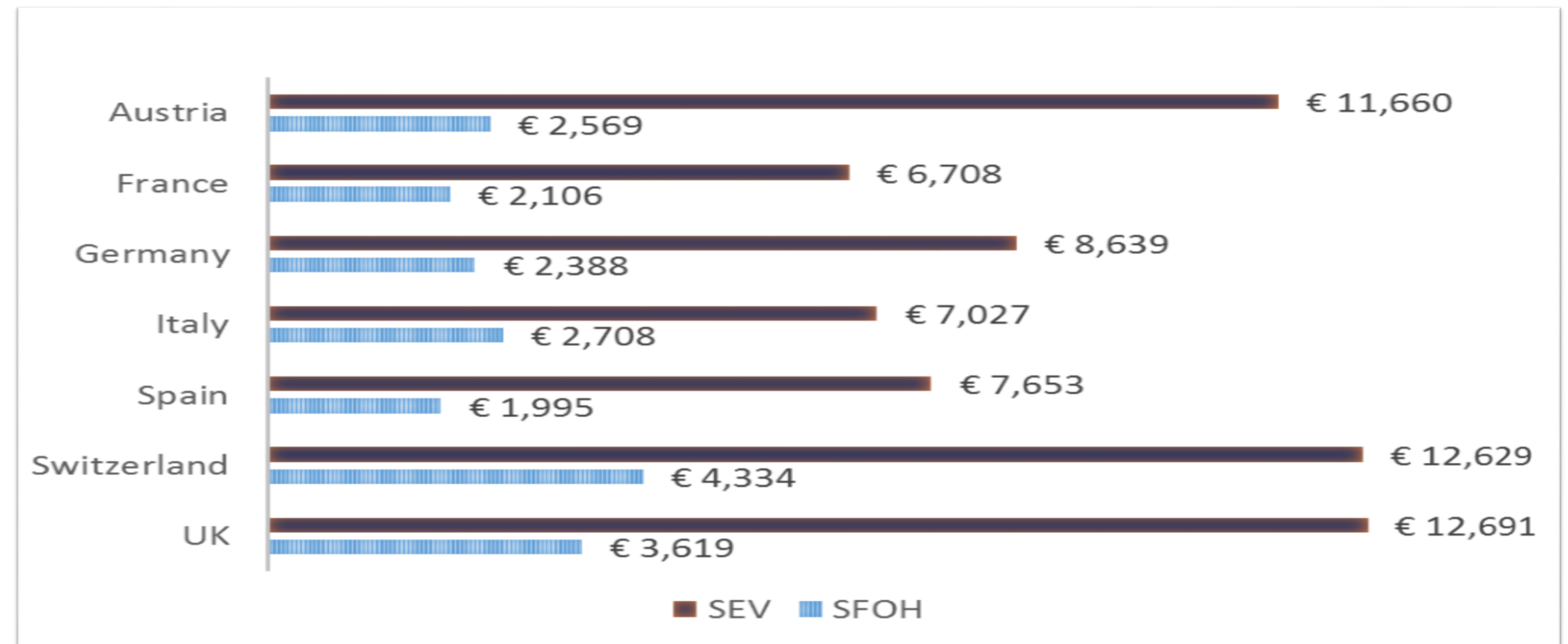
## Results

- The retrospective real-life study showed a 74% and 98% increase in patients with in-range sPhos after three and six months, respectively.
- After three months, patients switching from SEV, with in-range sPhos (3.5-5.5 mg/dl), increased from 14.1% to 24.5% (74%) whereas, after 6 months, patients with in-range sPhos (3.5-5.5 mg/dl), increased to 27.9% (98%).<sup>8</sup>
- Overall, mean PB (pills/day) decreased from 10.1 to 3.8 (62% fewer pills from baseline to 3 months) to 3.9 pills (61% fewer pills from 3 to 6 months).<sup>8</sup>
- Based on these estimates the calculated NNT at three months was 4.1 and 7.0 for SFOH and SEV, respectively.
- At 6 months the corresponding NNT was 3.6 and 7 for SFOH and SEV, respectively.
- In the base case analysis (Figure 1 & Figure 2) SFOH appears to attain in-range sPhos (3.5-5.5 mg/dl) at a lower three and 6-monthly cost per patient compared to SEV across the countries included in this analysis.
- Sensitivity analysis (Figure 3) for PB suggests that SFOH is consistently associated with lower cost per responder.

## References

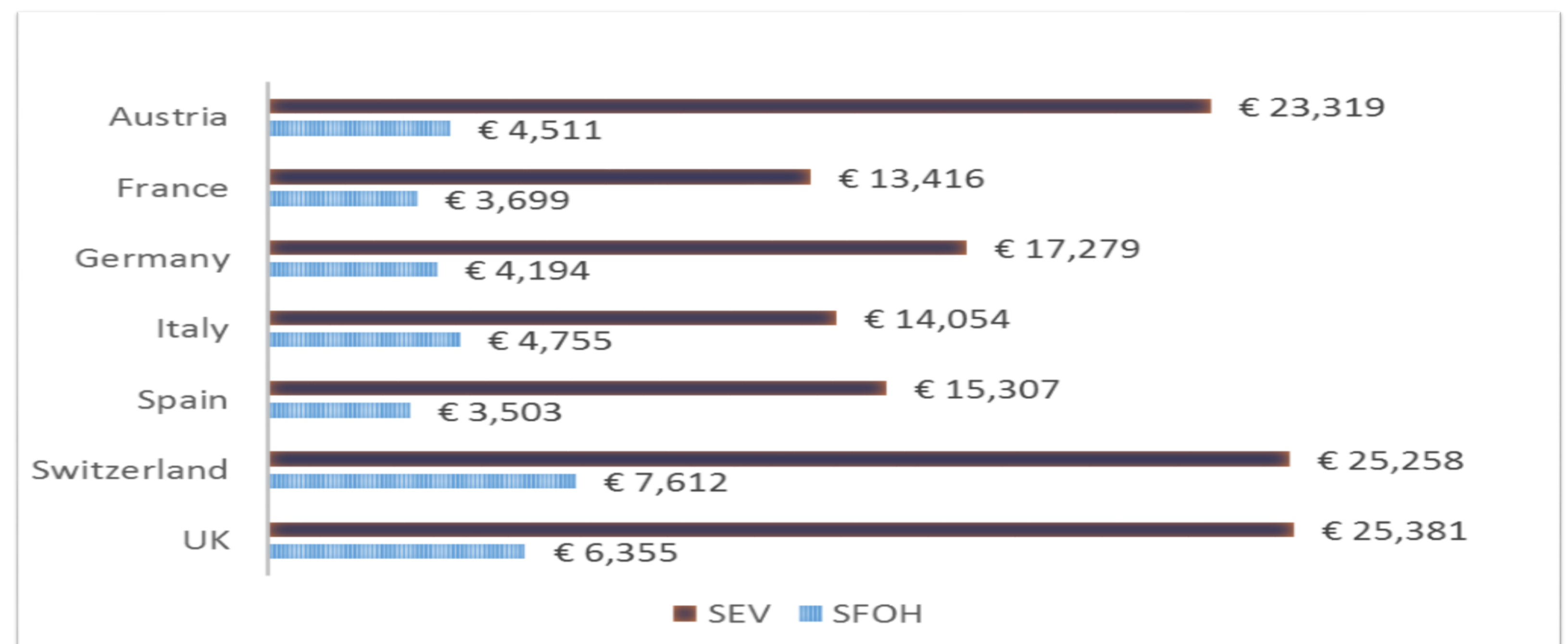
- Hutchison AJ. *Kidney international*. 2009; 75:906-914;
- Locatelli F et al., *Expert opinion on drug safety*. 2014; 13:551-561;
- Chiu YW et al., *Clinical journal of the American Society of Nephrology: CJASN*. 2009; 4:1089-1096;
- Floege J, et al. *Kidney Int*. 2014;86:638-47;
- Sprague S, et al. 2013; Presented at: American Society of Nephrology Kidney;
- Gutzwiller FS et al., *Pharmacoeconomics*. 2015 Dec;33(12):1311-24. doi: 10.1007/s40273-015-0320-9;
- SMC No. (1035/15)
- Ficociello L. et al. *NKF* 2016

Figure 1: 3-monthly cost per responder for SFOH and SEV



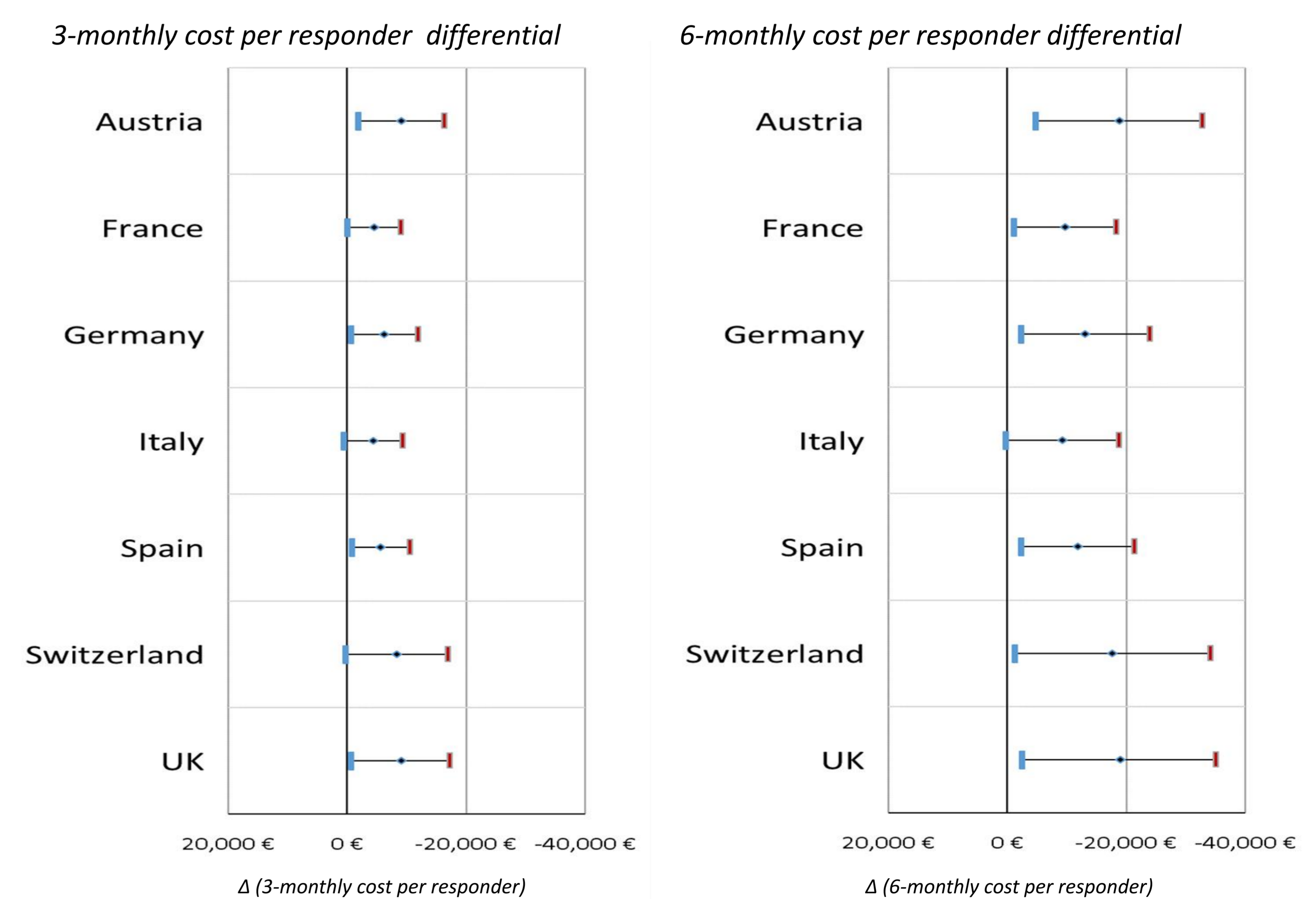
- At 3 months, SFOH was consistently less costly compared to SEV. The cost per responder difference between SFOH and SEV was the greatest in Austria with a difference of -9,091€, followed by UK at -9,072€, Switzerland at -8,295€, Germany at -6,252€, Spain at -5,659€, France at -4,502€, and Italy at -4,319€.

Figure 2: 6-monthly cost per responder for SFOH and SEV



- At 6 months, SFOH was consistently less costly compared to SEV. The cost per responder difference between SFOH and SEV was the greatest in UK with a difference of -19,026€, followed by Austria at -18,808€, Switzerland at -17,647€, Germany at -13,085€, Spain at -11,804€, France at -9,717€, and Italy at -9,299€.

Figure 3: Sensitivity analysis: Effect of varying PB/day on differential cost per responder (SFOH vs. SEV)



- The 3 and 6-monthly costs per responder remained favorable for SFOH when the PB/day of the products under study were varied. Worst case scenario: SFOH PB +50% & SEV PB -50%. Base case scenario: SFOH 3.9 pills/day & SEV 10.1 pills/day. Best case scenario: SFOH PB -50% & SEV PB +50%.

## Conclusions

- SFOH appears to have a favorable NNT, and to attain the clinical target of in-range sPhos at a lower cost compared to SEV, suggesting favorable cost-effectiveness.
- This finding was consistently observed across all seven countries assessed at three and six months.
- The cost per responder remained favorable for SFOH when the relative PB (and hence costs) of the products under study were varied.